

EDG 1210 MIDTERM

Name _____ Section _____ Date _____

INSTRUCTIONS: You may use class notes, Desire 2 Learn, and your textbook. You may not use anyone else's notes or receive help from another student.

1. Use the guidelines provided & letter the following statement using **INCLINED LETTERING**: (10 pts)


SURFACES DEFINED BY MOLDLINE, CONTOURS, SURFACES, OR PLANES SHALL NOT DEVIATE FROM THE BASIC DEFINITION IN EXCESS OF PLUS OR MINUS 0.010 INCHES.

.....
.....
.....
.....
.....
.....

2. Using the indicated scale, measure each line and write your answer in the space provided. (5 pts EACH)


A) Architect's $3/32" = 1'-0"$

Answer: _____



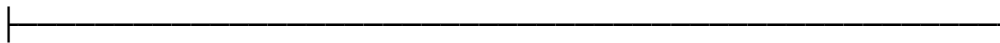
B) Engineer's $1" = 200'$

Answer: _____



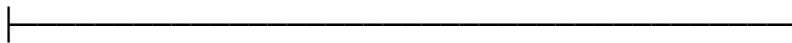
C) Architect's Full Size (Fractional Inches)

Answer: _____



D) 1:5 (millimeters)

Answer: _____



3. Using form A-3, completely sketch the front, Top, and Right views of the SWING BRACKET. Include all Visible, Hidden, and Center Lines. Completely fill in the title block and add a 10-15 word vertical or inclined note. No Dimensions are required. (70 pts)
Turn in this sheet and your sketch.

